

# Listening to children and having conversations with them


## Sh



### Share attention

Be at the child's level. Pay attention to what they are focused on.


## R



### Respond

Follow the child's lead. Respond to their non-verbal and verbal communications. You could make a brief comment on what they can see, hear or feel.


## E



### Expand

Repeat what the child says and build on it by adding more words to turn it into a sentence.

## C



### Conversation

Have extended back and forth interactions. Give children time to listen, process and reply.

Supporting inclusive practice: every child, every day...

The benefits to your child of learning more than one language are huge.



Talk and play with your child in the language you feel most confident and comfortable using.



You can use the ShREC approach with any language including British Sign Language.



The ShREC approach supports all forms of communication children use, including signs and symbols.

Comment more, question less



Encourage conversations.

10 second rule



Give children time to listen, process and reply.

Interactive book reading



Sheringham Nursery School and Children's Centre

The East London Research School

Contact: [www.researchschool.org.uk/eastlondon](http://www.researchschool.org.uk/eastlondon)